

2017 Wisconsin State Fair Electrical Guidelines

Failure to comply will lead to possible closure of your venue. Compliance with the following guidelines will help you grant approval.

The following pictures should offer you some guidelines as to what constitutes an acceptable and unacceptable installation.

All items must be labeled and approved by a certified listing agency.

Item #1 ACCEPTABLE



Do **NOT** plug an extension cord into another extension cord.

Item #1 UNACCEPTABLE




NO daisy chaining of multi-plug strips

Item #2 ACCEPTABLE



Item #2 UNACCEPTABLE



2017 Wisconsin State Fair Electrical Guidelines

ALL outdoor, trailer and tent light bulbs shall be caged or inside an **impact resistant cover** where the public or combustible material may contact the lamp.

Item #4 ACCEPTABLE




Item #4 UNACCEPTABLE



Item #4 ACCEPTABLE



All lighting must be a manufactured assembly and UL listed for the purpose.
All temporary outdoor lighting must be protected by a GFCI receptacle.



2017 Wisconsin State Fair Electrical Guidelines

**NO quartz or halogen construction-type lighting permitted.
UL Listed LED fixtures are acceptable.**

Item #5 ACCEPTABLE



Item #5 UNACCEPTABLE



NO indoor display lighting with open lamps (bulbs) can be located in areas where the public or combustible material may contact the lamp. UL Listed LED fixtures are acceptable.

Item # 6 ACCEPTABLE



2017 Wisconsin State Fair Electrical Guidelines

USE only extension cords marked for wet locations if used outdoors.

**Items #7 and #8
ACCEPTABLE**



**Items #7 and #8
UNACCEPTABLE**




All Electrical Splices shall be made in an electrical box or an approved enclosure.

Item #9 ACCEPTABLE



Photo #9 UNACCEPTABLE



NO Romex can be used outdoors or in any location where it is exposed to physical damage.

Item #10 - Romex



2017 Wisconsin State Fair Electrical Guidelines

GFCI – protection required for ALL 15- and 20- Ampere, 125- volt receptacles used for temporary power or used outdoors. TEST prior to using

Item #11 ACCEPTABLE



Item #11 UNACCEPTABLE



PROTECT receptacles and switches that are exposed to the weather with protective covers

Item #12 ACCEPTABLE




PROTECT Extension Cords used where they are likely to be stepped on.

Item # 13 ACCEPTABLE



Item #13 UNACCEPTABLE



PROTECT temporary electric signs (Bar Signs) where exposed to the weather and from contact by the public.

For every 1 inch of height of a portable neon sign, the sign will need to be placed 1” back from the edge of the tent or roofline.

**Item #14 – Temporary Neon Sign
Approved for use if you follow the above
guidelines**



**Item # 14 – Permanent Neon Sign
Approved for Wet Use**



**Item #15 - All water features, spas or similar equipment must be GFCI protected
This protection must be provided by the vendor.**

